

The Victorinox® Blade

April 2002

Issue No. 11

Official Newsletter of the Victorinox® Swiss Army™ Knife Collectors Society

No. 2.13 00

No 2.30 00

No 2.25 00

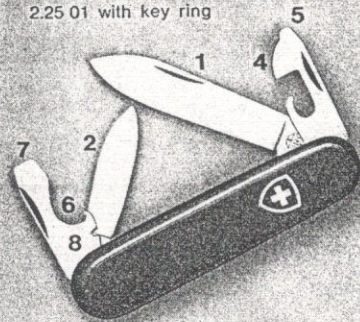
No. 2.13 11

- | | | | |
|----|-----|-----|---------------------|
| 1. | 1. | 1. | 1. large blade |
| 2. | 2. | 2. | small blade |
| 3. | 3. | 3. | cork screw |
| 4. | 4. | 4. | can opener with: |
| 5. | 5. | 5. | – small screwdriver |
| 6. | 6. | 6. | cap lifter with: |
| 7. | 7. | 7. | – screwdriver |
| 8. | 8. | 8. | – wire stripper |
| | 10. | 10. | wood saw |
| | 11. | 11. | key ring |


- | | | | |
|----|-----|-----|-----------------------|
| 1. | 1. | 1. | 1. grosse Klinge |
| 2. | 2. | 2. | Radierer |
| 3. | 3. | 3. | Korkzieher |
| 4. | 4. | 4. | Büchsenöffner mit: |
| 5. | 5. | 5. | – kl. Schraubenzieher |
| 6. | 6. | 6. | Kapselöffner mit: |
| 7. | 7. | 7. | – Schraubenzieher |
| 8. | 8. | 8. | – Drahtabisolierer |
| | 10. | 10. | Holz säge |
| | 11. | 11. | Ring |

- | | | | |
|----|-----|-----|---------------------------|
| 1. | 1. | 1. | 1. grande lame |
| 2. | 2. | 2. | petite lame |
| 3. | 3. | 3. | tire-bouchons |
| 4. | 4. | 4. | ouvre-boîtes avec: |
| 5. | 5. | 5. | – petit tournevis |
| 6. | 6. | 6. | décapsulateur avec: |
| 7. | 7. | 7. | – tournevis |
| 8. | 8. | 8. | – encoche p. fils électr. |
| | 10. | 10. | scie à bois |
| | 11. | 11. | anneau |

No 2.2500
2.25 01 with key ring



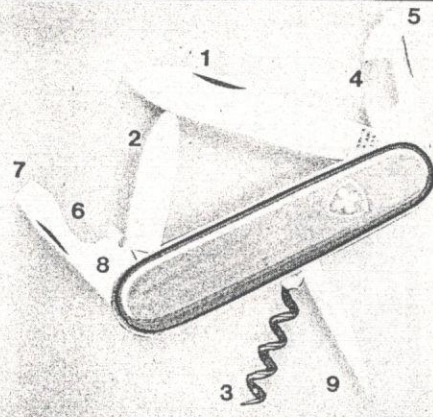
No 2.13 11



(length: 84 mm, 3 1/4")

ORIGINAL "SWISS ARMY KNIVES" Schweizer Messer VÉRITABLES COUTEAUX SUISSES

STAINLESS STEEL ROSTFREI INOXYDABLE



No 3.36 00

(length: 3 1/2")
(Länge: 91 mm)
(Longueur: 91 mm)

(same knife with key ring
No 3.36 01)
(Gleiches Messer mit Ring
No 3.36 01)
(même modèle avec anneau
Nr. 3.36 01)

- | | |
|------------------------|--------------------------|
| 1. large blade | 1. große Klinge |
| 2. small blade | 2. Radierer |
| 3. cork screw | 3. Korkzieher |
| 4. can opener with: | 4. Büchsenöffner mit: |
| 5. – small screwdriver | 5. – kl. Schraubenzieher |
| 6. cap lifter with: | 6. Kapselöffner mit: |
| 7. – screwdriver | 7. – Schraubenzieher |
| 8. – wire stripper | 8. – Drahtabisolierer |
| 9. reamer | 9. Stech-Reib-Ahle |

- | |
|------------------------------|
| 1. grande lame |
| 2. petite lame |
| 3. tire-bouchons |
| 4. ouvre-boîtes avec: |
| 5. – petit tournevis |
| 6. décapsulateur avec: |
| 7. – tournevis |
| 8. – encoche p. fils électr. |
| 9. poinçon alésoir |

Place the opener on the can so that the hook gets a firm hold on the underside of the tin; then force the cutting-edge into the lid by gently raising the knife handle.

Den Büchsenöffner so ansetzen, dass der Haken unten am Büchsenrand Halt bekommt, und dann durch leichtes Heben des Messergriffes die Schneide in den Deckel drücken.

Appliquer bien exactement le crochet de l'outil sous le rebord extérieur du couvercle de la boîte, lever ensuite légèrement le manche du couteau afin que le tranchant s'enfonce dans le métal.

Important! Keep the cutting-edge close to the rim.

Wichtig! Mit der Schneide immer ganz nahe am Büchsenrand bleiben.

Important! Toujours maintenir la lame bien appuyée contre le bord de la boîte.

Cut no deeper than the small screwdriver shank.

Nicht tiefer einschneiden als bis zum angebrachten kleinen Schraubenzieher.

Ne pas enfoncer la lame plus bas que le petit tournevis.

No 3.36 11

contains in addition to the 9 standard features:

- 10. wood saw
- 11. key ring

mit den 9 Standardwerkzeugen, plus:

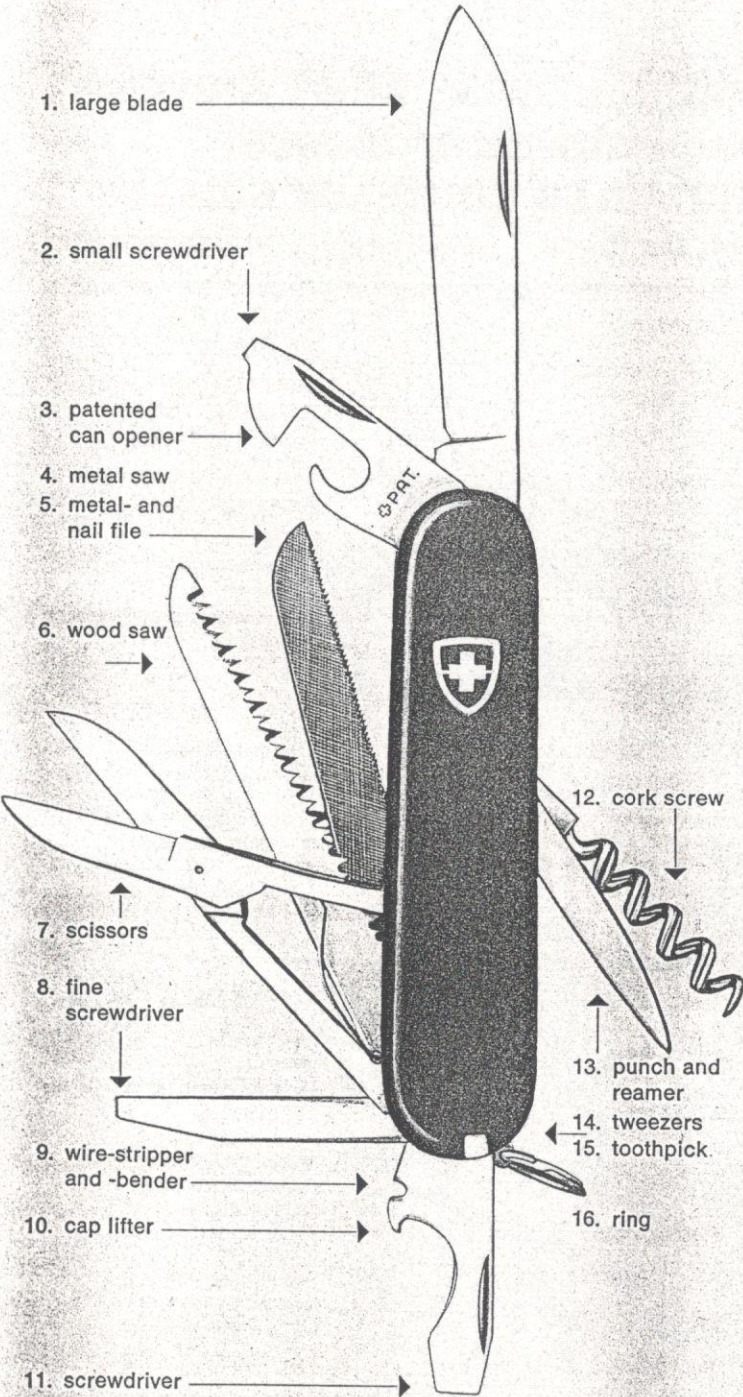
- 10. Holz säge
- 11. Ring

comprenant les 9 outils standards et en plus:

- 10. scie à bois
- 11. anneau



Do-it-yourself pocket knife



H 236 maU

Do-it-yourself pocket knife

(H 236 maU)

Virtually a complete «toolkit» for all craftsmen and do-it-yourself men.


Blades and tools are of special high quality stainless steel. The knife can be washed and cleaned with little effort, and resists oil and gasoline stains.

Produced by highly skilled Swiss master craftsmen, this beautiful tool is reasonably priced and makes a very practical gift.

Just see how easy it is to open and close the blades and other implements.

Everybody is enthusiastic about the patented, neat and clean cutting can opener. No injured hands, no metal specks or shavings in food.

Operating Instructions:



Stay close to the edge of the can.



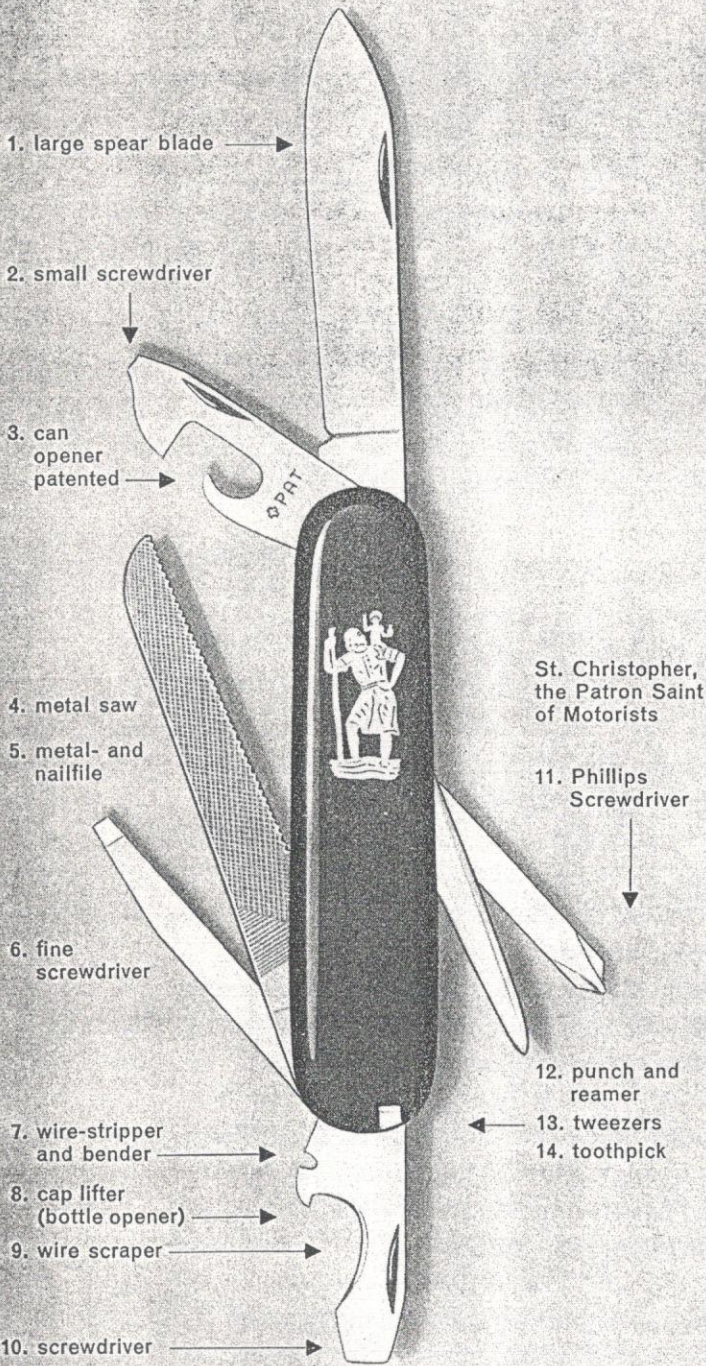
Do not push in deeper than to the little screwdriver.

Place the can opener so that the hook will catch hold below the edge of the can, then by gently lifting the handle of the knife push the edge of the can opener into the top.

Further information can be obtained from:

Printed in Switzerland

Knife for automobile drivers



8134 ma

Every Driver should have an

Automobile knife

for emergencies, picnics and other uses.

With its St. Christopher emblem it should be a motorist's permanent companion.

Blades and tools are of special high quality stainless steel. The knife can be washed and cleaned with little effort, and resists oil and gasoline stains.

This knife was produced by highly skilled Swiss workmen, resulting in a beautiful knife, reasonably priced, and very practical as a gift.

No. 8134 ma

A mirror polished LUXURY type of this knife containing in addition scissors, wood saw and a long nailfile is also available.

No. A 146 ma

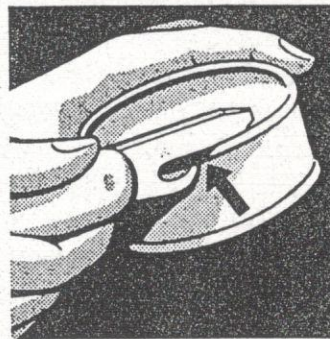
Further information can be obtained from:

Just watch how easy it is to open and close the blades and tools.

The metal file is a universal tool for spark plugs and distributor adjustment.

Women are enthusiastic about the patented neat and clean cutting can opener. No injured hands, nor does it leave metal specks in food.

Directions for can opener:



Place the can opener so that the hook will catch hold below the edge of the can, then by gently lifting the handle of the knife push the edge of the can opener into the top.



Stay close to the edge of the can.



Do not push in deeper than to the little screwdriver.

Printed in Switzerland

I am showing you herein, copies of some older sales brochures printed by Victorinox®, advertising some of their “Officier Suisse” knives. I would call your attention to a few items about these knives that will be of interest to collectors.

Note that some of the knives have an uncommon Victorinox® shield symbol on the handles. The models shown are “Economy” models, but may or may not have “ECONOMY” stamped on the main blade. They are not usually imported into the US, but have shown up occasionally from various sources. They are produced in the near same quality as the standard models, but have some looser requirements for manufacturing processes and usually will sell at a lower price.

The cover brochure copy shows two models (shown adjacent to the part number code lists) that have their main blades stamped with the William Tell bow over the word “ELINOX”. As it is shown on the blade, there is no reference to this stamp in the book “The Knife”, but a similar stamp is shown as a manufacture date of 1957 - ? I have seen some of these knives, but have also seen this marking on other than the “ECONOMY” models. This unusual blade stamp could contribute to its value as a collectable.

Note also that the knives mentioned are two different sizes; No 2.XX XX is 84mm long; and No 3.XX XX is 91mm long. This use of the No 3 as a large size knife is typical of the Economy knives. In the standard model knives, the No 1 is used to identify the 91mm length. (See newsletter Issue No. 9, October 2001)

Of further interest is the fact that the two knives shown as No 3.XX XX's show a cross and the word PAT on the can opener blade. This is further indication of the manufacture date of 1957, the date of issue of this style opener.

On a slightly different subject, as a collector I find these little sales brochures very interesting and informative. I have a number of them from various sources, and they all have their own little tidbits of information beyond advertising the knives they describe. Most of them are not dated, but if you have any date reference materials to compare them with, their printing dates often can be guessed into the ballpark. This done, items described on them can be fitted to knives looking to be dated, at least into a general frame of time. There is a problem, it being the scarcity of the brochures. So if any happen into your path, they are surely of some collectable value and an asset to your collection. Also it goes without saying, if you can also locate any old price lists and catalogs, they too can only serve to further enhance your information file and your collection value.

The second brochure copy shows a slightly different shield design, although again an Economy model, with the cross attached to the shield with two small bars. This picture clearly shows the cross and PAT. stamped on the can opener blade.

This second picture also shows a cut line in the corkscrew. At one time this feature was believed to permit easier use of the tool, but time and manufacturing cost eliminated the feature, which the German language called a “decorating groove”, in 1991.

The third picture shows an interesting inlay – St. Christopher with a child on his shoulder, standing in water. It's no surprise that this model knife and variations are called the "Motorist" and the "Automobile".

Note that a wire scraper (sharpened) edge is added to the inside edge of the cap lifter-screwdriver-wire stripper and bender tool. This sharpened edge is not always present on this tool, and it provides another variation for collectors to watch for.

Again on this picture, the cross and PAT. is evident on the can opener, but it is unusual that on both the second and third picture, no stamp is shown on the main blade. It is possibly stamped on the other side, away from view, but I have seen samples with stamps on the facing side, or on both sides - still another variation for a collector's watchful eyes. Who said that there are not many models of these knives available? If one is to find these variations as part of their collection, there are many differences to note even within a certain model. This makes it all the more important to look over even the "duplicates" you encounter. You can never know if they may have features that will make them an addition to your collection also!

VICTORINOX® NEWS

A news release from Reuters News Service in Zurich recently commented on a new model knife being investigated by Victorinox® (and others I'm sure). It is a knife without a blade! Since the 9-11 tragedy and the new security measures being installed at airports, etc., pocketknife sales have slumped by a large measure.

In an effort to revive sales, the company is rushing to release new products that include one with a clock, alarm and timer; a child's knife with rounded blades; and selling knives that cannot be opened by hand? (The child's knife is already in production.)

Though bladeless knives have been offered in the past, they have not met with much interest. This situation may change, with the right combination of tools offered in the package – only time will tell. Further, to get customers to change shopping habits, the company is offering pocketknife buyers a brochure reminding them to pack knives in check-in luggage rather than trying to carry them on board aircraft.

(Collectors note: a bladeless model of 58mm length was offered in 1998 with scissors, ball point pen, key ring, tweezers, and cap lifter with Phillips screwdriver tip & wire stripper. A variation of this model, date unknown, was available with a cuticle pusher blade added. Neither of these would pass airport security any longer because of the scissors, ballpoint pen and Phillips screwdriver tip and tweezers.)

MORE ON VICTORINOX®

Reported in the February issue of COVER magazine - Since the 9-11 happening, Swiss Army™ Brands has opened a store in Manhattan, New York's SoHo neighborhood. They



MAILING LIST UPDATE

Chris Murphy, 1059 West Avenue 37, Los Angeles, CA 90065

Phillip H. Roberts, 69 Moore Avenue, Binghamton, NY 13903

DID YOU KNOW?



It was once considered bad luck to give a knife as a gift.


 **VICTORINOX®**
THE ORIGINAL SWISS ARMY™ KNIFE

YES - I'LL JOIN/RENEW
I'm enclosing my \$20.00 payment

Name _____

Please Print Clearly
Address _____

City _____ State _____ Zip Code _____



Make Payment

Send To:

VICTORINOX SAK COLLECTORS SOCIETY
P.O. BOX 145
COCHRANE, WI 54622-0145

"Victorinox® Swiss Army™ and the distinctive cross and shield design are trademarks owned by persons other than the society, and may not be used without the consent of those owners"

Published by: Victorinox Swiss Army Knife Collectors Society
P.O. Box 145 • Cochrane, WI 54622